

RW® bit

The perfect bit for the new generation of ASSY screws

- More power due to larger contact area at the bit
- More stability and precise positioning due to perfect fit of the bit in the drive
- One-handed work and excellent support when positioning due to plug-in effect
- Double printed bit for easy identification of the desired bit size





Illustration only



Drive	5/16 inch
Drive type	Hexagon socket
Tip size	RW50
Tip type	RW
Color Coding System	 RW 50

Length	Art. no.	P. Qty.
50 mm	0614 70 50	5
120 mm	0614 72 50	5

Details/Application

PH/PZ tip



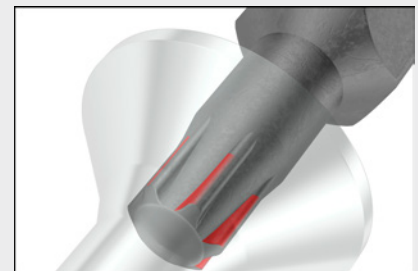
Good centring of the bit in the drive. But low power transmission and easy head turning.

TX output



High torque transmission and good lateral support in the drive. However, unscrewing the head slightly and inserting small bit sizes into the screw head is difficult.

RW drive



Bit fits perfectly into the drive due to the tapered and deep-embedded RW bit. Maximum power transmission and longer service life are ensured by enlarged wing surfaces.

Notice

You only need one bit for the RW and the AW drive. RW and AW bits are suitable for screws with both RW and AW drives.